

How to handrub?

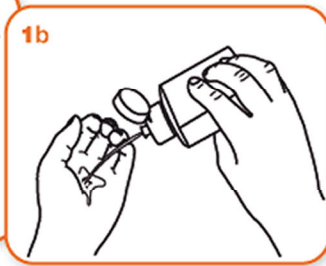
RUB HANDS FOR HAND HYGIENE! WASH HANDS ONLY WHEN VISIBLY SOILED!



Duration of the entire procedure: 20-30 sec.



1a



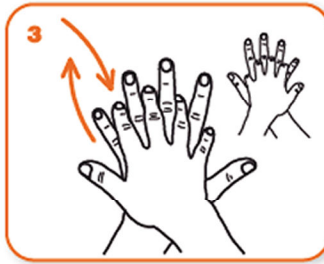
1b

Apply a palmful of the product in a cupped hand and cover all surfaces.



2

Rub hands palm to palm



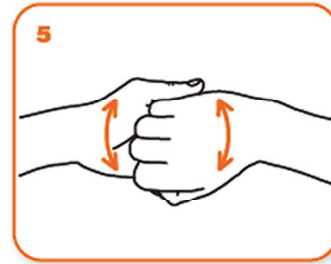
3

right palm over left dorsum with interlaced fingers and vice versa



4

palm to palm with fingers interlaced



5

backs of fingers to opposing palms with fingers interlocked



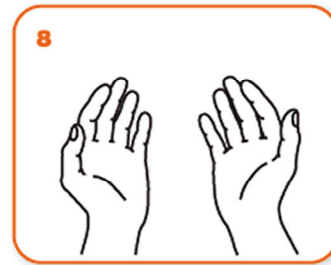
6

rotational rubbing of left thumb clasped in right palm and vice versa



7

rotational rubbing, backwards and forwards with clasped fingers of right hand in left palm and vice versa



8

...once dry, your hands are safe.

WASH & GLOW

www.hand-washing.com